


Market Trends

Property Type: Condo/Townhouse/Apt.

September 2024

Market Type



Key Details

Months of Inventory

6.67

↑ 14.41% MoM

List to Sold Price %

97.3%

↓ 0.09% MoM

Median Days in RPR

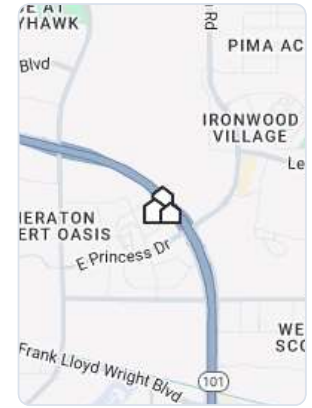
67

↑ 6.35% MoM

Median Sold Price

\$442,500

↓ 6.84% MoM



Realtors Property Resource®, LLC

Source: Listings

Median Estimated Property Value

September 2024

Property Type: Condo/Townhouse/Apt.

Median Estimated Value

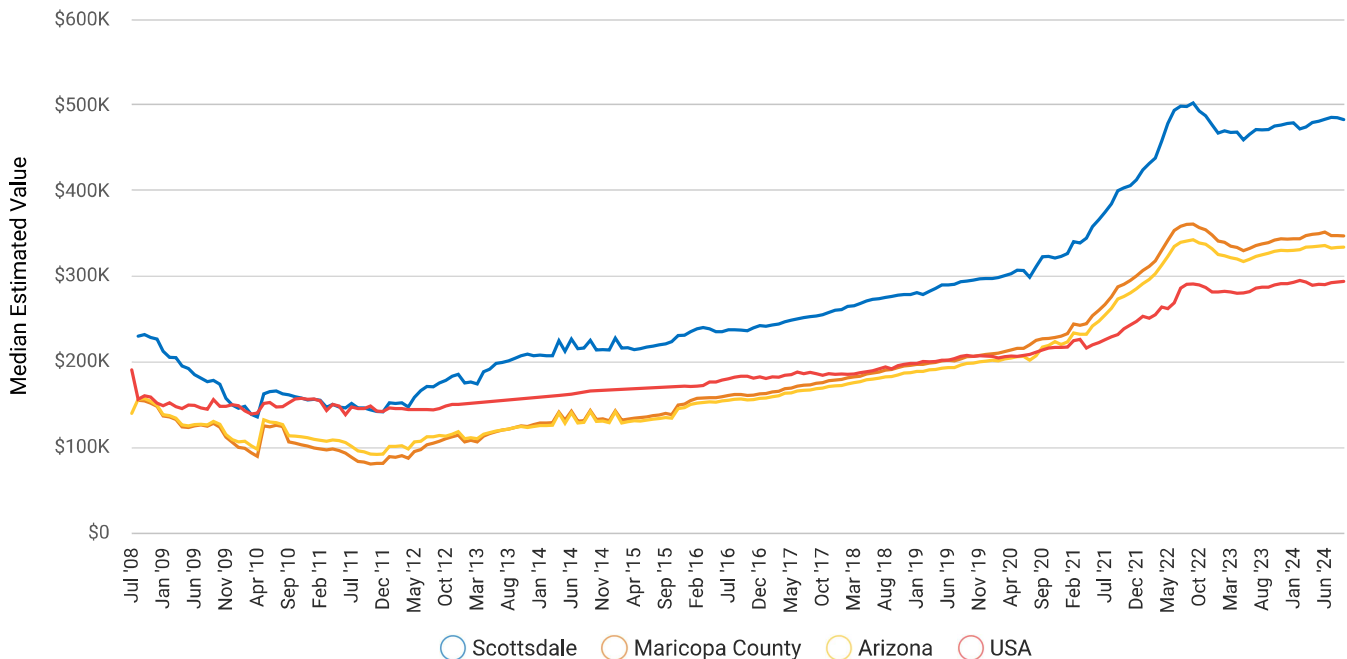
\$482,740

Last Month Change

-0.5%

12 Month Change

+2.4%



Realtors Property Resource®, LLC

Source: Public Records and Listings

New Listings

September 2024

Property Type: Condo/Townhouse/Apt.



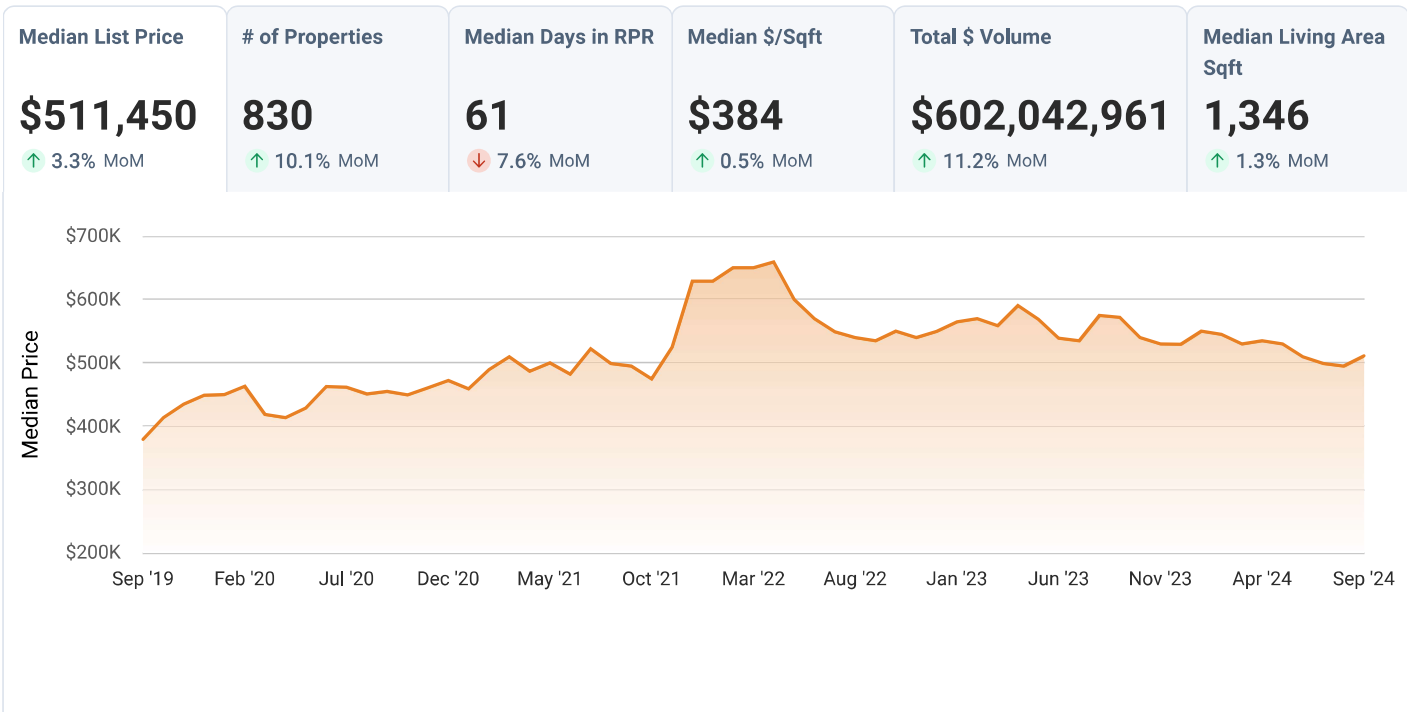
Realtors Property Resource®, LLC

Source: Listings

Active Listings

September 2024

Property Type: Condo/Townhouse/Apt.



Realtors Property Resource®, LLC

Source: Listings

New Pending Listings

September 2024

Property Type: Condo/Townhouse/Apt.



Realtors Property Resource®, LLC

Source: Listings

Pending Listings

September 2024

Property Type: Condo/Townhouse/Apt.



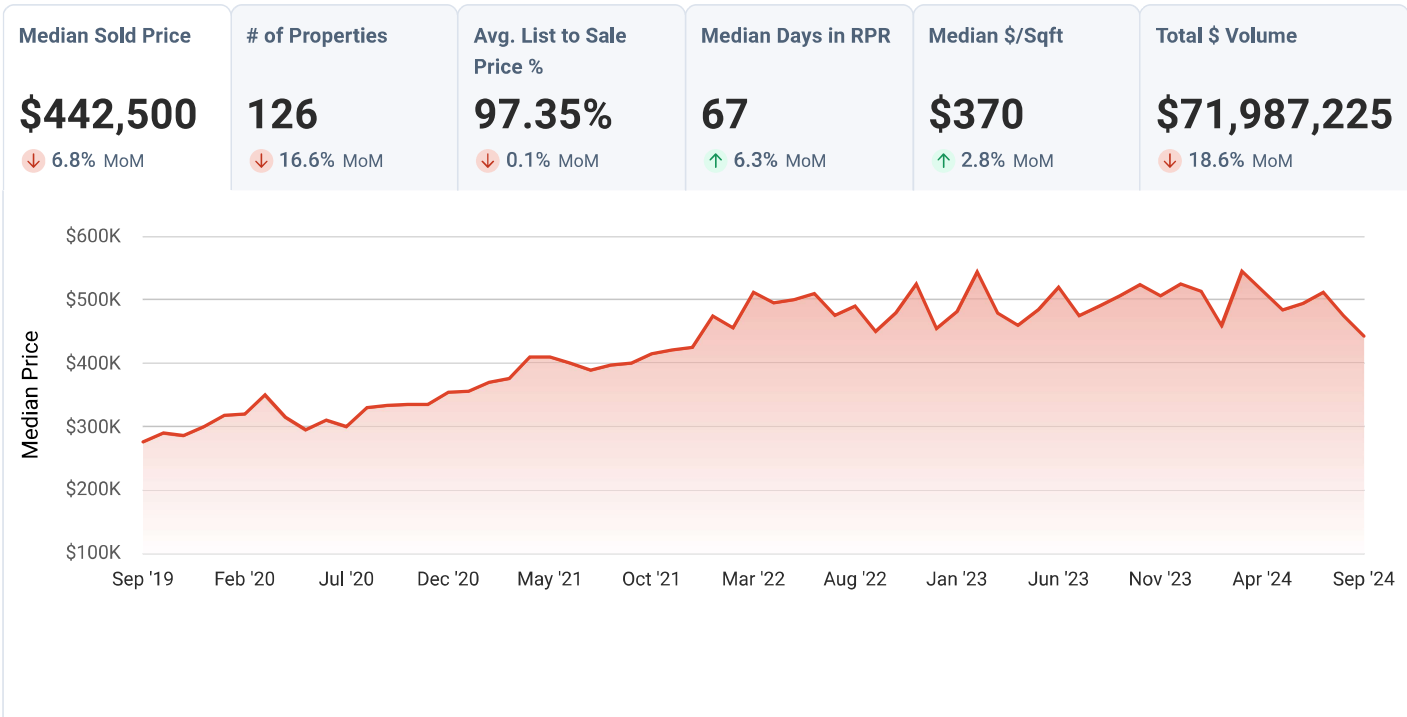
Realtors Property Resource®, LLC

Source: Listings

Sold Listings

September 2024

Property Type: Condo/Townhouse/Apt.



Realtors Property Resource®, LLC

Source: Listings

Months Supply of Inventory

September 2024

Property Type: Condo/Townhouse/Apt.



Realtors Property Resource®, LLC

Source: Listings

Sold Public Records

September 2024

Property Type: Condo/Townhouse/Apt.

