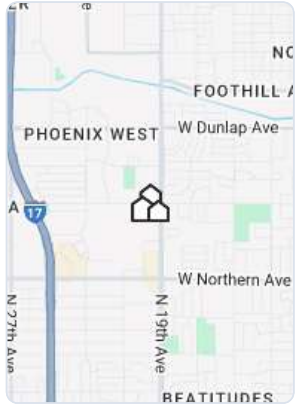


Market Trends

Property Type: Condo/Townhouse/Apt.

September 2024

Market Type



Key Details

| | | | |
|---------------------|----------------------|--------------------|-------------------|
| Months of Inventory | List to Sold Price % | Median Days in RPR | Median Sold Price |
| 6.68 | 97.5% | 51 | \$316,000 |
| ↑ 7.57% MoM | ↓ 0.34% MoM | ↓ 7.27% MoM | ↑ 0.35% MoM |

Realtors Property Resource®, LLC

Source: Listings

Median Estimated Property Value

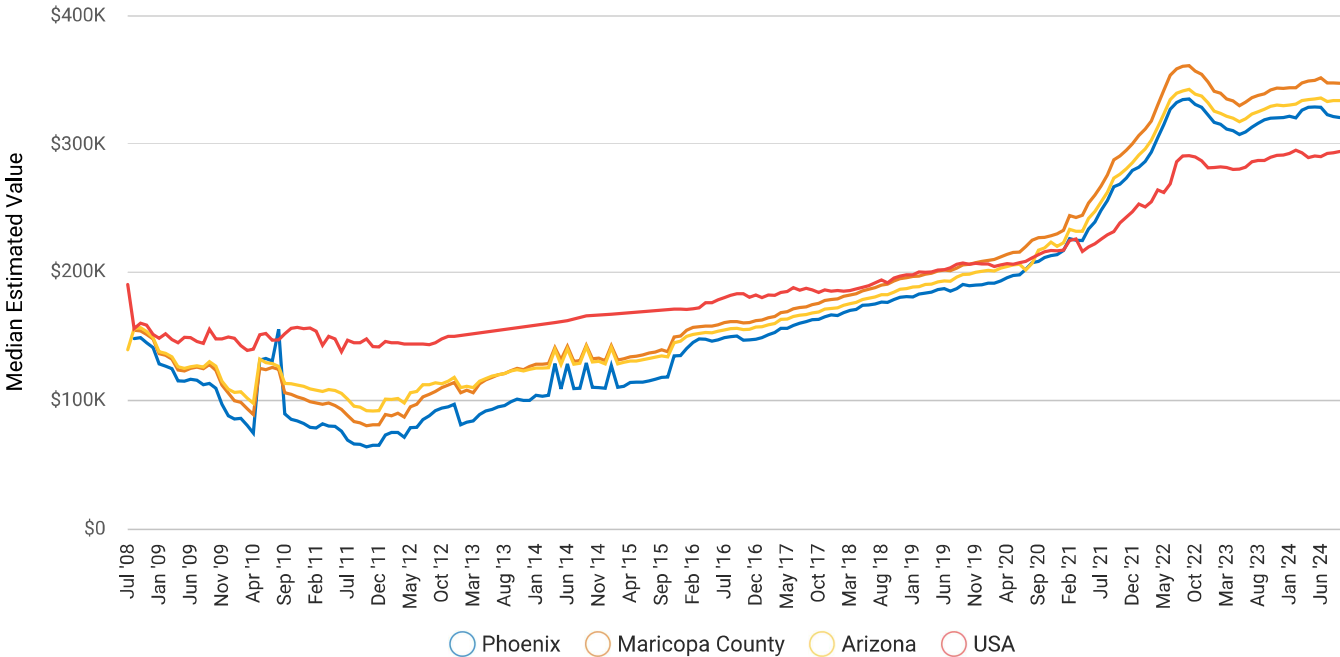
September 2024

Property Type: Condo/Townhouse/Apt.

Median Estimated Value
\$320,470

Last Month Change
-0.2%

12 Month Change
+0.6%



Realtors Property Resource®, LLC

Source: Public Records and Listings

New Listings

September 2024

Property Type: Condo/Townhouse/Apt.



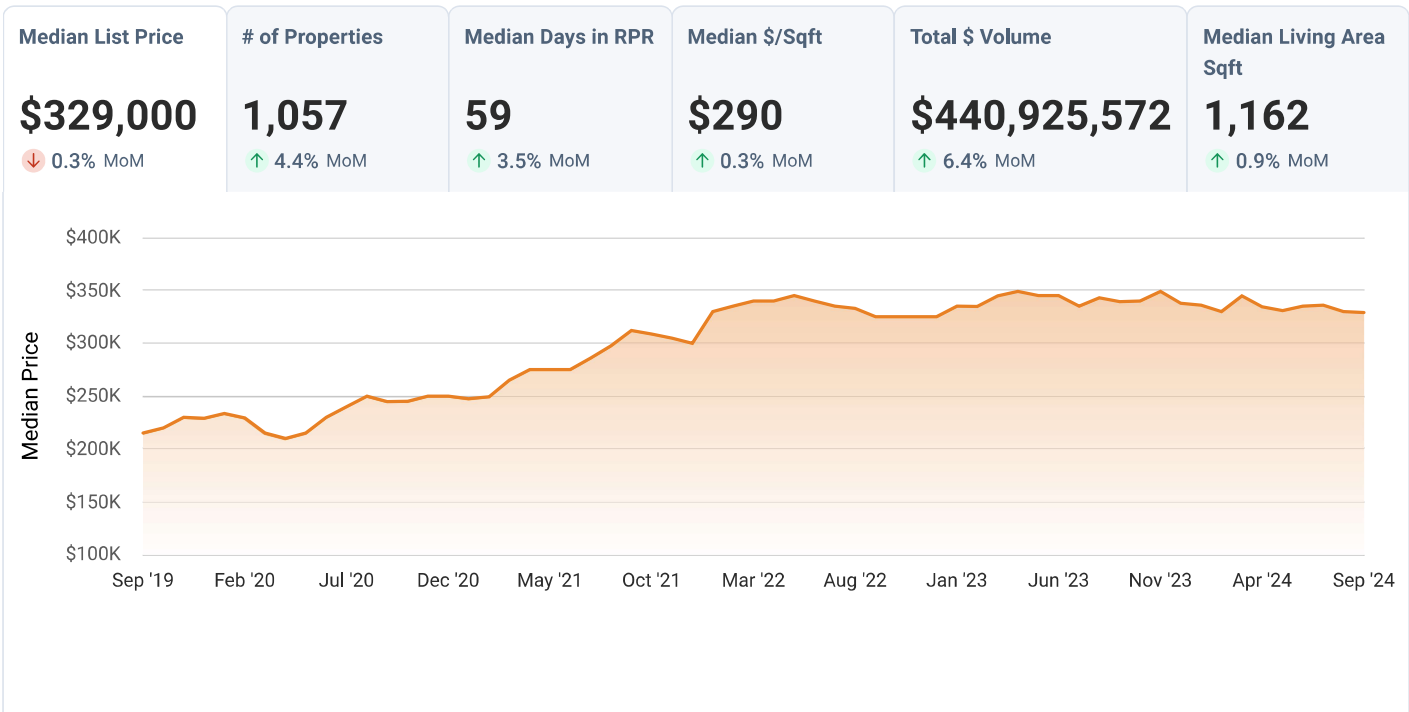
Realtors Property Resource®, LLC

Source: Listings

Active Listings

September 2024

Property Type: Condo/Townhouse/Apt.



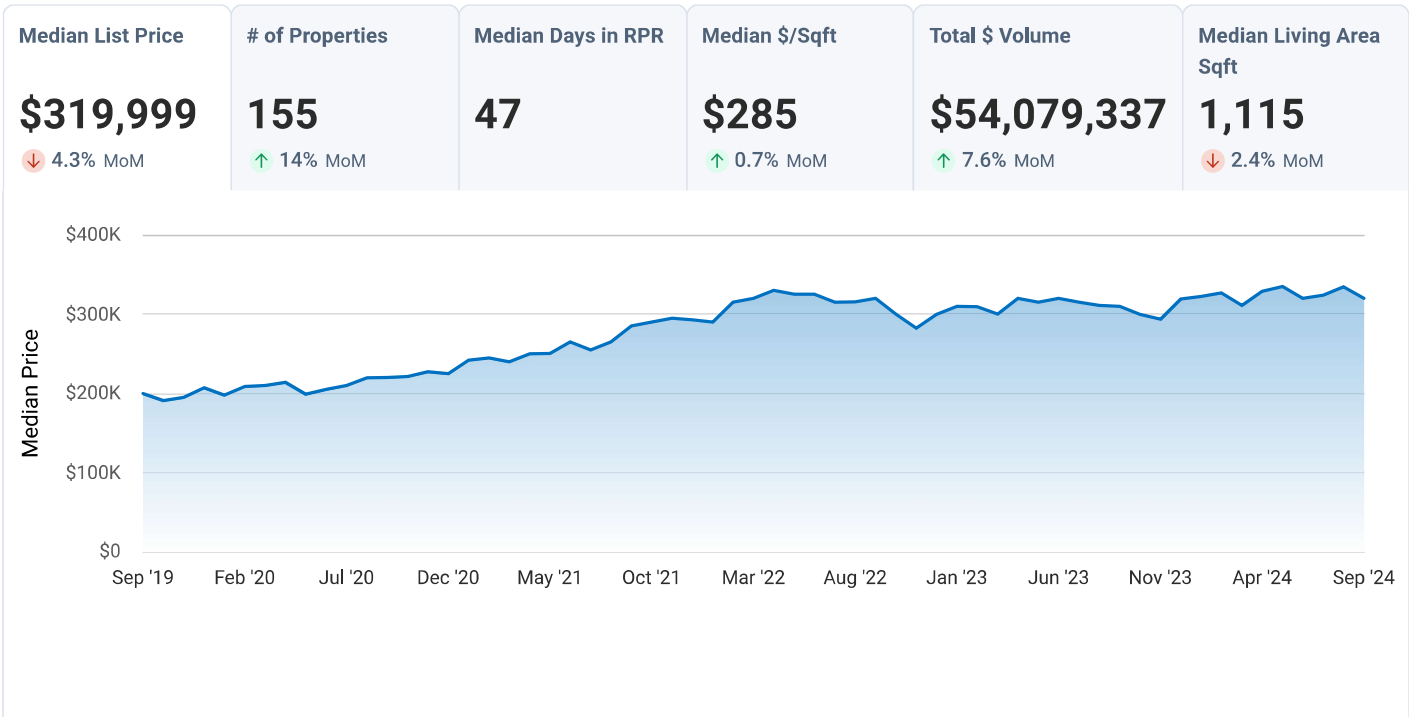
Realtors Property Resource®, LLC

Source: Listings

New Pending Listings

September 2024

Property Type: Condo/Townhouse/Apt.



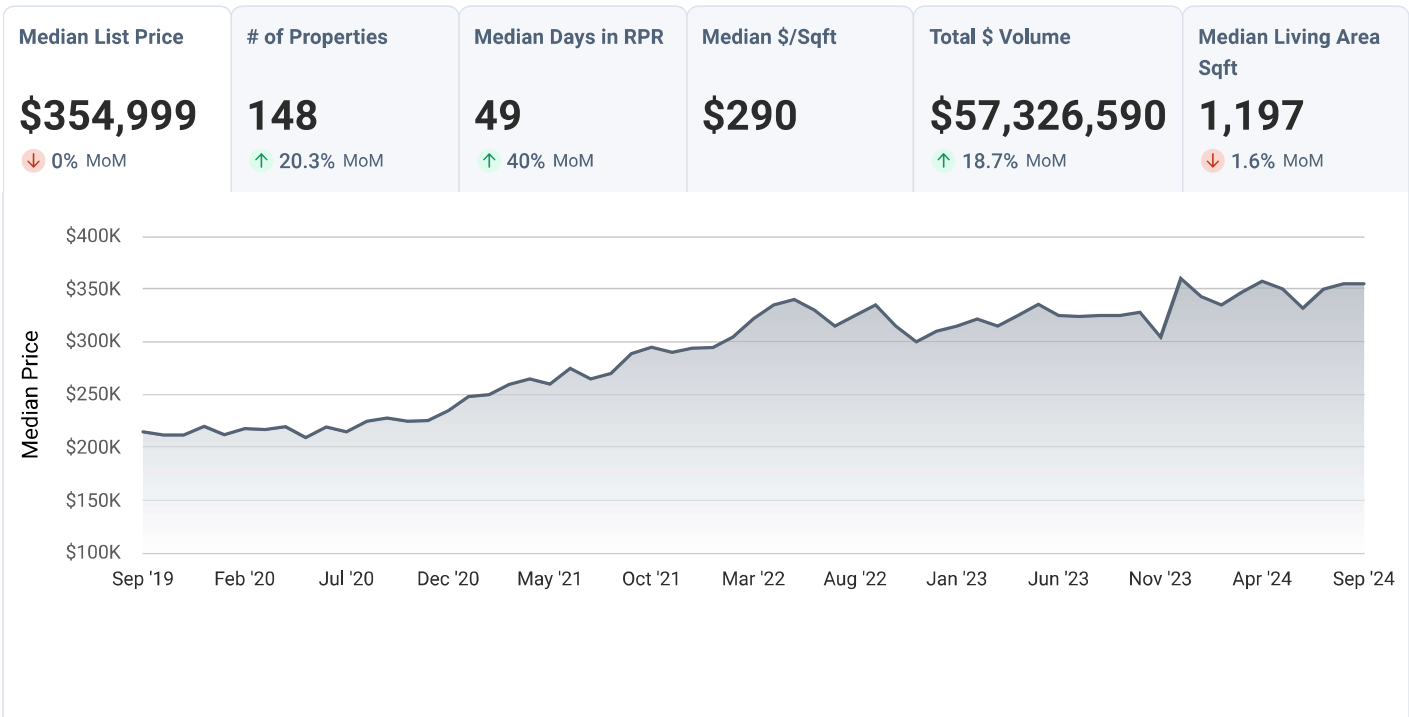
Realtors Property Resource®, LLC

Source: Listings

Pending Listings

September 2024

Property Type: Condo/Townhouse/Apt.



Realtors Property Resource®, LLC

Source: Listings

Sold Listings

September 2024

Property Type: Condo/Townhouse/Apt.

| Median Sold Price | # of Properties | Avg. List to Sale Price % | Median Days in RPR | Median \$/Sqft | Total \$ Volume |
|-------------------|-----------------|---------------------------|--------------------|----------------|-----------------|
| \$316,000 | 206 | 97.48% | 51 | \$277 | \$71,986,935 |
| ↑ 0.3% MoM | ↑ 2.5% MoM | ↓ 0.3% MoM | ↓ 7.3% MoM | ↓ 0.7% MoM | ↓ 4.3% MoM |



Realtors Property Resource®, LLC

Source: Listings

Months Supply of Inventory

September 2024

Property Type: Condo/Townhouse/Apt.

| | | |
|----------------------------|-------------------|-----------------|
| Months Supply of Inventory | Last Month Change | 12 Month Change |
| 6.68 | +7.6% | +190.4% |



Realtors Property Resource®, LLC

Source: Listings

Sold Public Records

September 2024

Property Type: Condo/Townhouse/Apt.

| | | | | |
|---|---|---|--|--|
| Median Sold Price \$285,000 ↓ 11.9% MoM | # of Properties 222 ↓ 10.1% MoM | Median \$/Sqft \$255 ↓ 8.3% MoM | Median Living Area Sqft 1,116 ↓ 1.8% MoM | Total \$ Volume \$75,819,786 ↓ 19.9% MoM |
|---|---|---|--|--|

