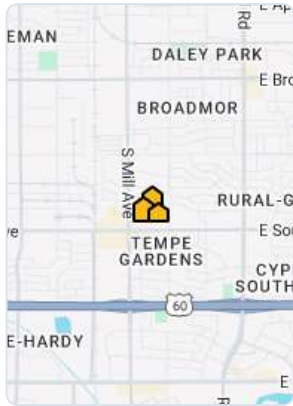


Market Trends

Property Type: Condo/Townhouse/Apt.

August 2024

Market Type



Key Details

Months of Inventory	List to Sold Price %	Median Days in RPR	Median Sold Price
3.94	98.3%	40	\$327,500
↑ 0.51% MoM	↑ 0.13% MoM		↓ 8.77% MoM

Realtors Property Resource®, LLC

Source: Listings

Median Estimated Property Value

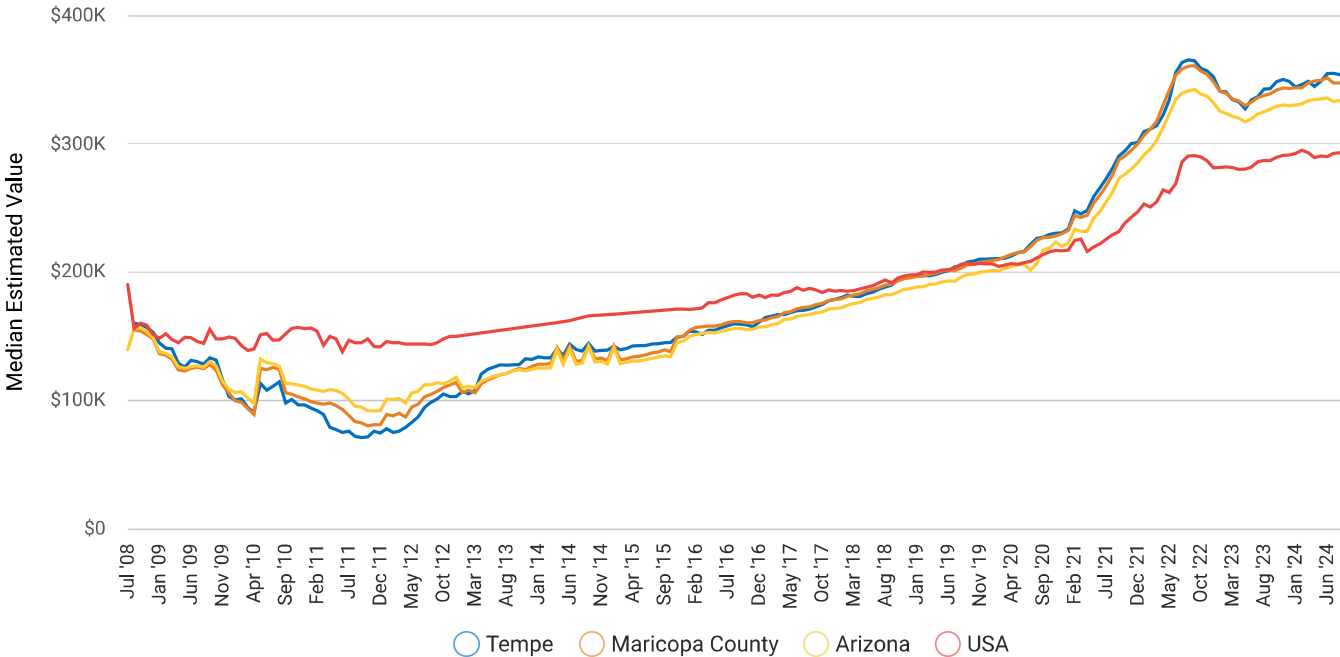
August 2024

Property Type: Condo/Townhouse/Apt.

Median Estimated Value
\$353,910

Last Month Change
-0.3%

12 Month Change
+3.3%



Realtors Property Resource®, LLC

Source: Public Records and Listings

New Listings

August 2024

Property Type: Condo/Townhouse/Apt.



Realtors Property Resource®, LLC

Source: Listings

Active Listings

August 2024

Property Type: Condo/Townhouse/Apt.



Realtors Property Resource®, LLC

Source: Listings

New Pending Listings

August 2024

Property Type: Condo/Townhouse/Apt.



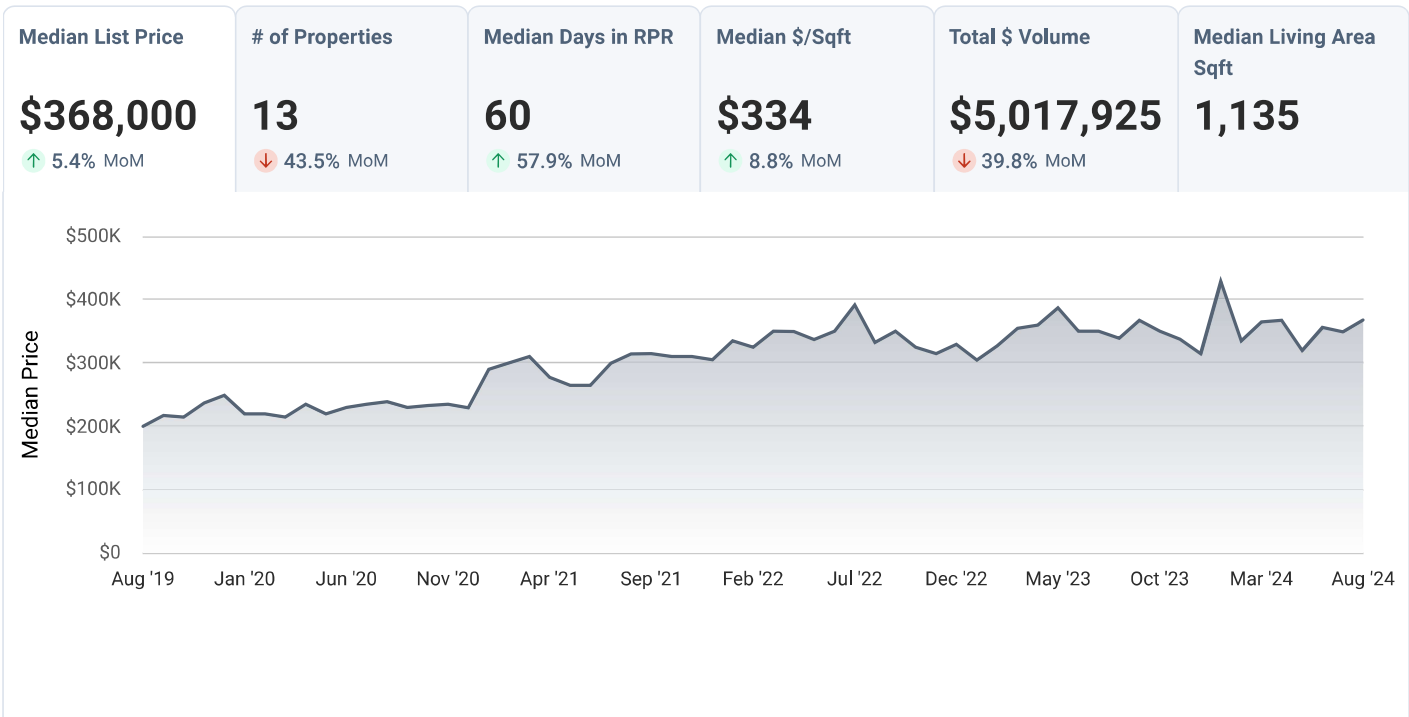
Realtors Property Resource®, LLC

Source: Listings

Pending Listings

August 2024

Property Type: Condo/Townhouse/Apt.



Realtors Property Resource®, LLC

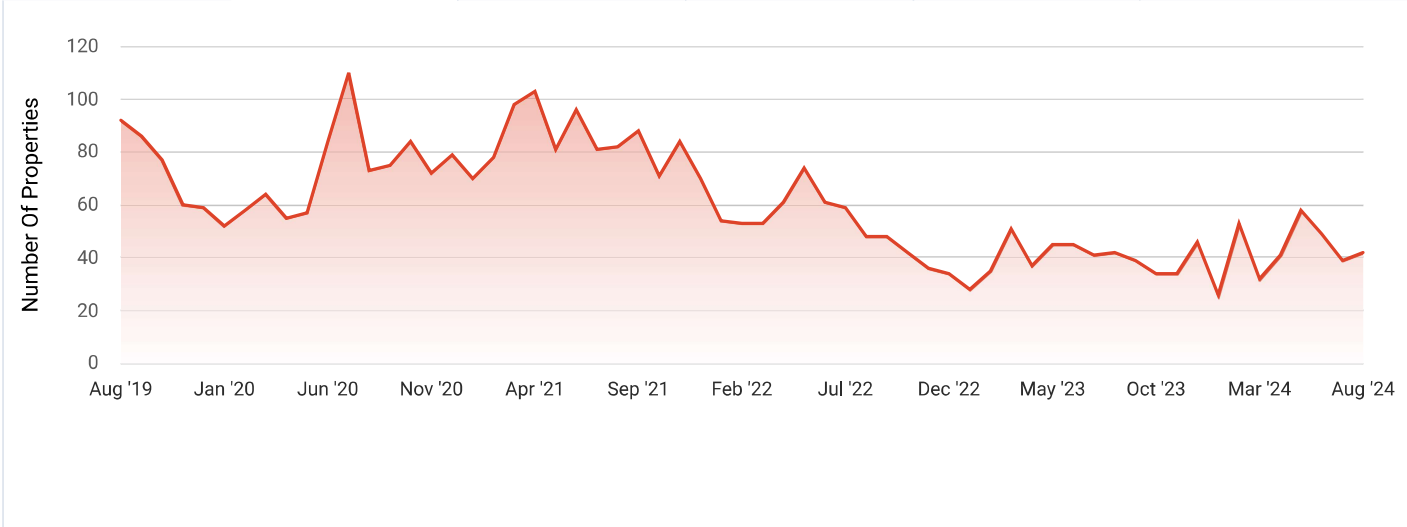
Source: Listings

Sold Listings

August 2024

Property Type: Condo/Townhouse/Apt.

Median Sold Price	# of Properties	Avg. List to Sale Price %	Median Days in RPR	Median \$/Sqft	Total \$ Volume
\$327,500	42	98.26%	40	\$297	\$14,616,600
↓ 8.8% MoM	↑ 7.7% MoM	↑ 0.1% MoM		↓ 0.7% MoM	↓ 0.7% MoM



Realtors Property Resource®, LLC

Source: Listings

Months Supply of Inventory

August 2024

Property Type: Condo/Townhouse/Apt.

Months Supply of Inventory	Last Month Change	12 Month Change
3.94	+0.5%	+173.6%



Realtors Property Resource®, LLC

Source: Listings

Sold Public Records

August 2024

Property Type: Condo/Townhouse/Apt.

