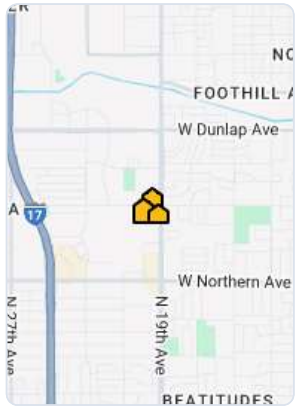



Market Trends

Property Type: Condo/Townhouse/Apt.

August 2024

Market Type



Key Details

Months of Inventory	List to Sold Price %	Median Days in RPR	Median Sold Price
6.07	97.8%	54	\$314,950
↑ 7.24% MoM		↑ 5.88% MoM	↑ 3.26% MoM

Realtors Property Resource®, LLC

Source: Listings

Median Estimated Property Value

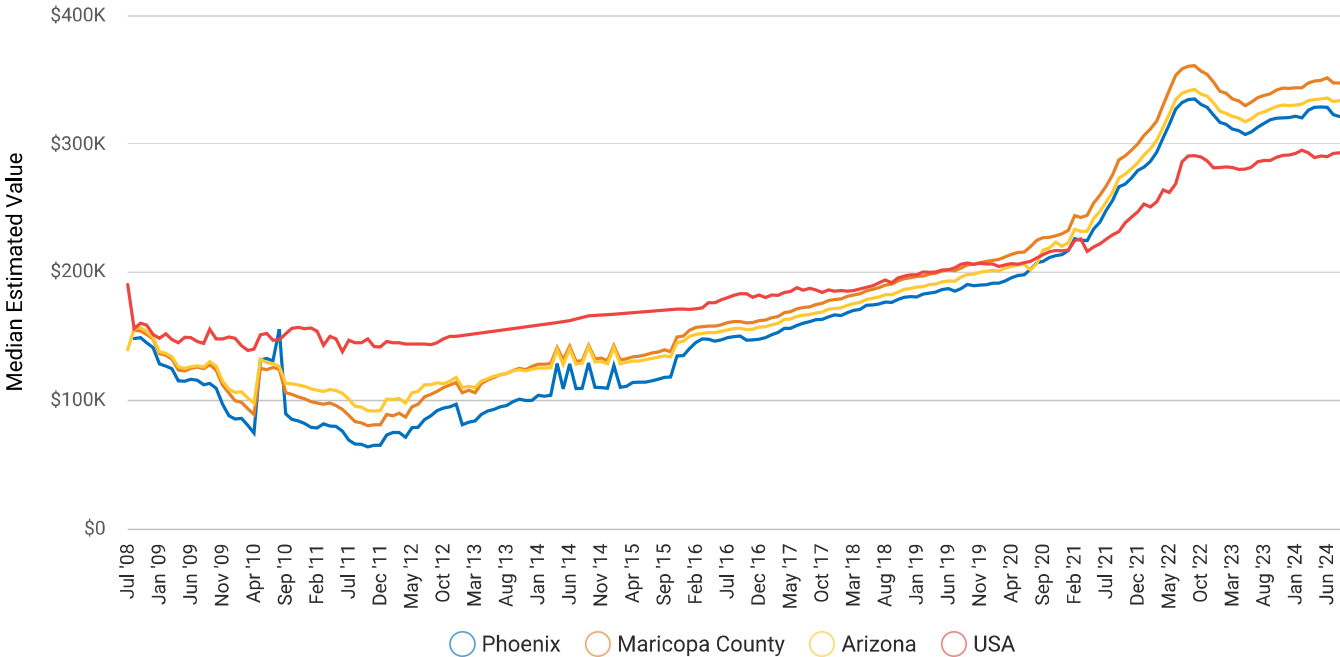
August 2024

Property Type: Condo/Townhouse/Apt.

Median Estimated Value
\$321,150

Last Month Change
-0.5%

12 Month Change
+1.7%



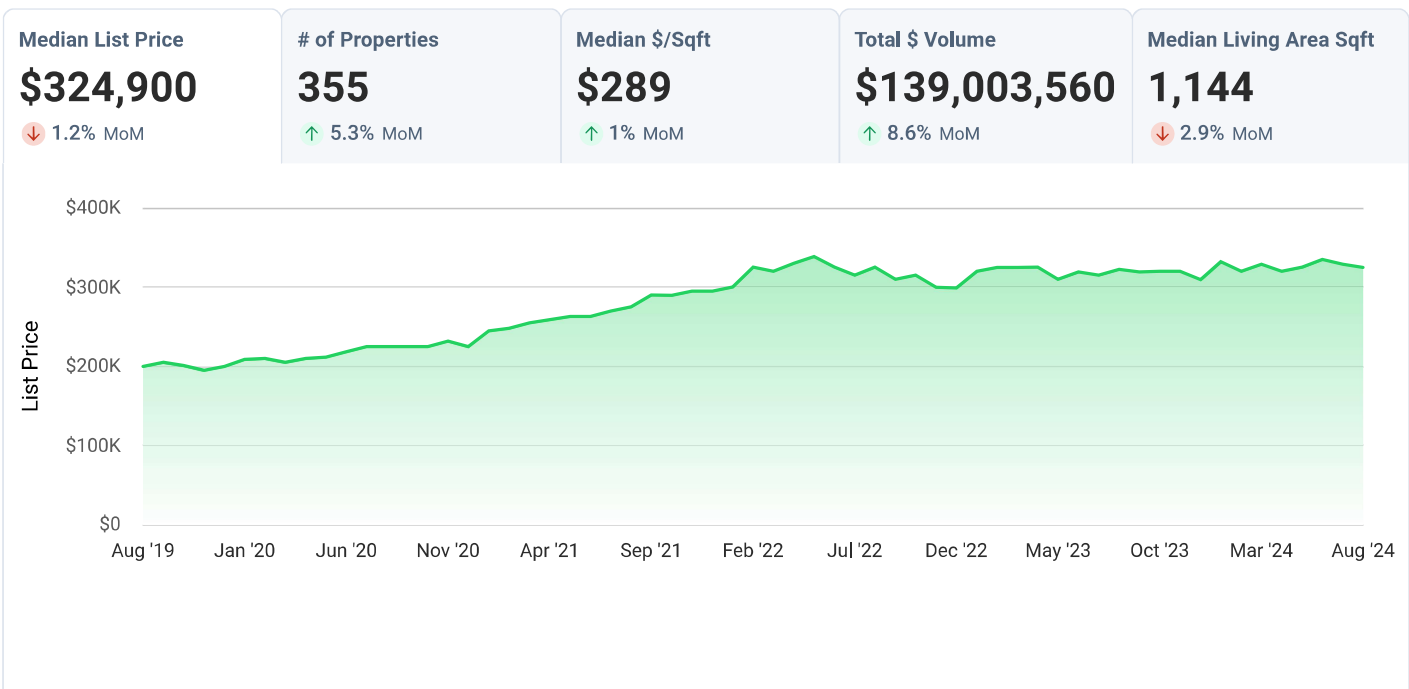
Realtors Property Resource®, LLC

Source: Public Records and Listings

New Listings

August 2024

Property Type: Condo/Townhouse/Apt.



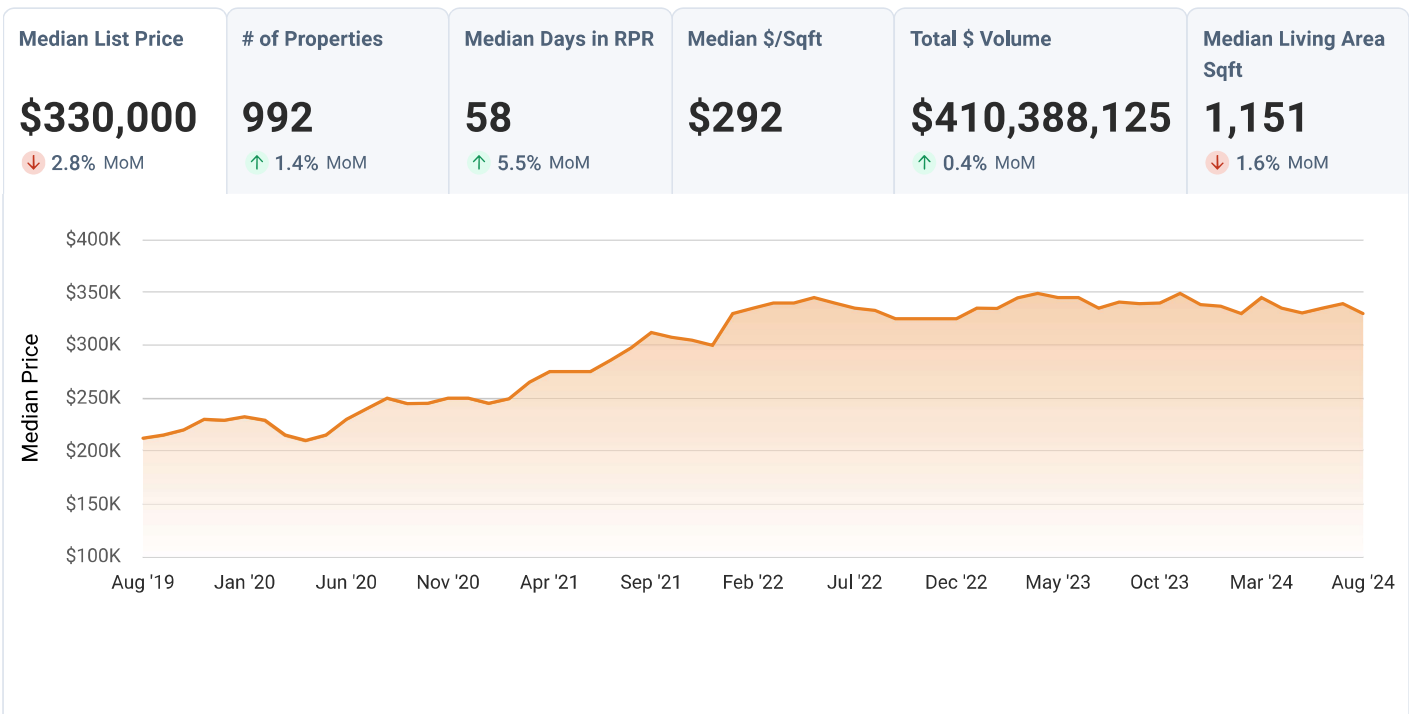
Realtors Property Resource®, LLC

Source: Listings

Active Listings

August 2024

Property Type: Condo/Townhouse/Apt.



Realtors Property Resource®, LLC

Source: Listings

New Pending Listings

August 2024

Property Type: Condo/Townhouse/Apt.



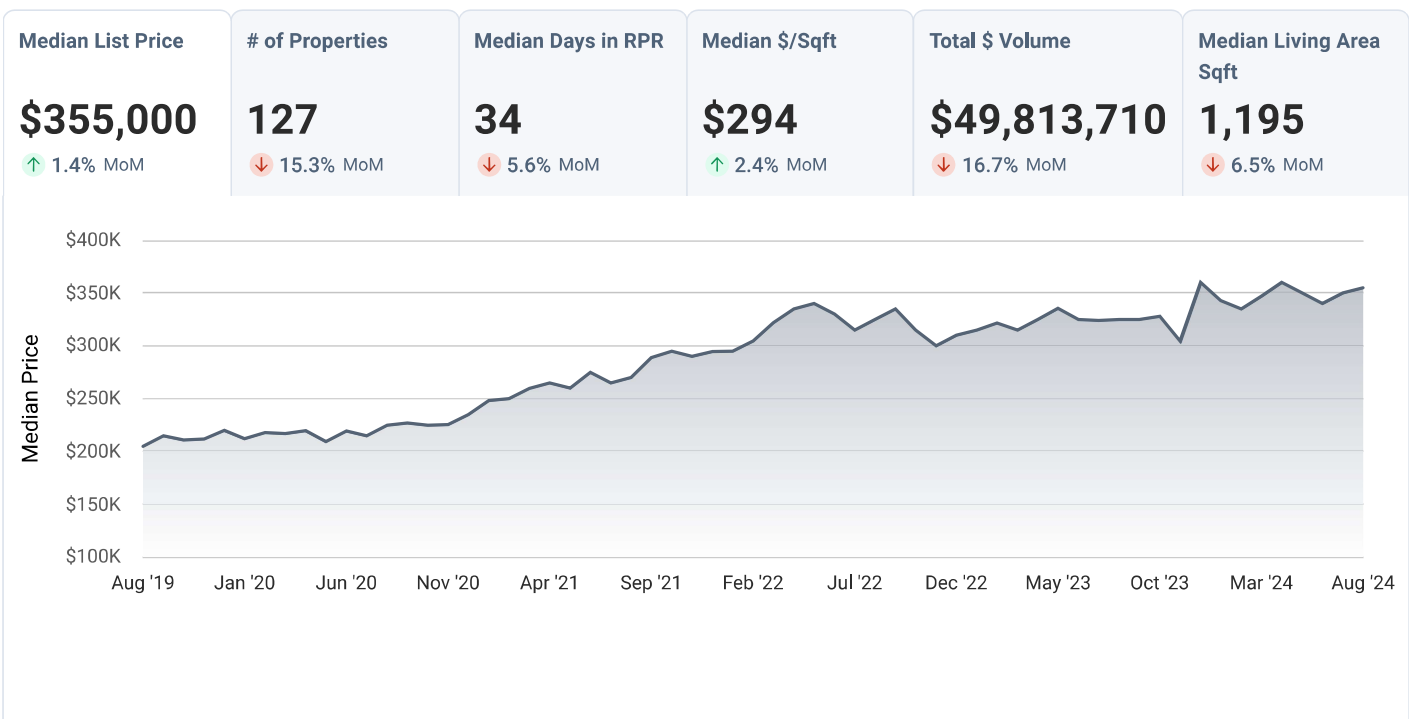
Realtors Property Resource®, LLC

Source: Listings

Pending Listings

August 2024

Property Type: Condo/Townhouse/Apt.



Realtors Property Resource®, LLC

Source: Listings

Sold Listings

August 2024

Property Type: Condo/Townhouse/Apt.

Median Sold Price	# of Properties	Avg. List to Sale Price %	Median Days in RPR	Median \$/Sqft	Total \$ Volume
\$314,950	200	97.81%	54	\$280	\$74,971,356
↑ 3.3% MoM	↓ 25.7% MoM		↑ 5.9% MoM	↑ 2.6% MoM	↓ 18.1% MoM



Realtors Property Resource®, LLC

Source: Listings

Months Supply of Inventory

August 2024

Property Type: Condo/Townhouse/Apt.

Months Supply of Inventory	Last Month Change	12 Month Change
6.07	+7.2%	+212.9%



Realtors Property Resource®, LLC

Source: Listings

Sold Public Records

August 2024

Property Type: Condo/Townhouse/Apt.



Realtors Property Resource®, LLC

Source: Public Records