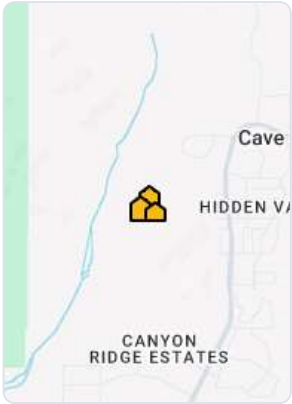


Market Trends

Property Type: SF + Condo/TH/Apt

August 2024

Market Type



Key Details

Months of Inventory	List to Sold Price %	Median Days in RPR	Median Sold Price
7.28	97.2%	77	\$815,000
↓ 5.21% MoM	↓ 0.51% MoM	↑ 30.51% MoM	↑ 2.52% MoM

Realtors Property Resource®, LLC

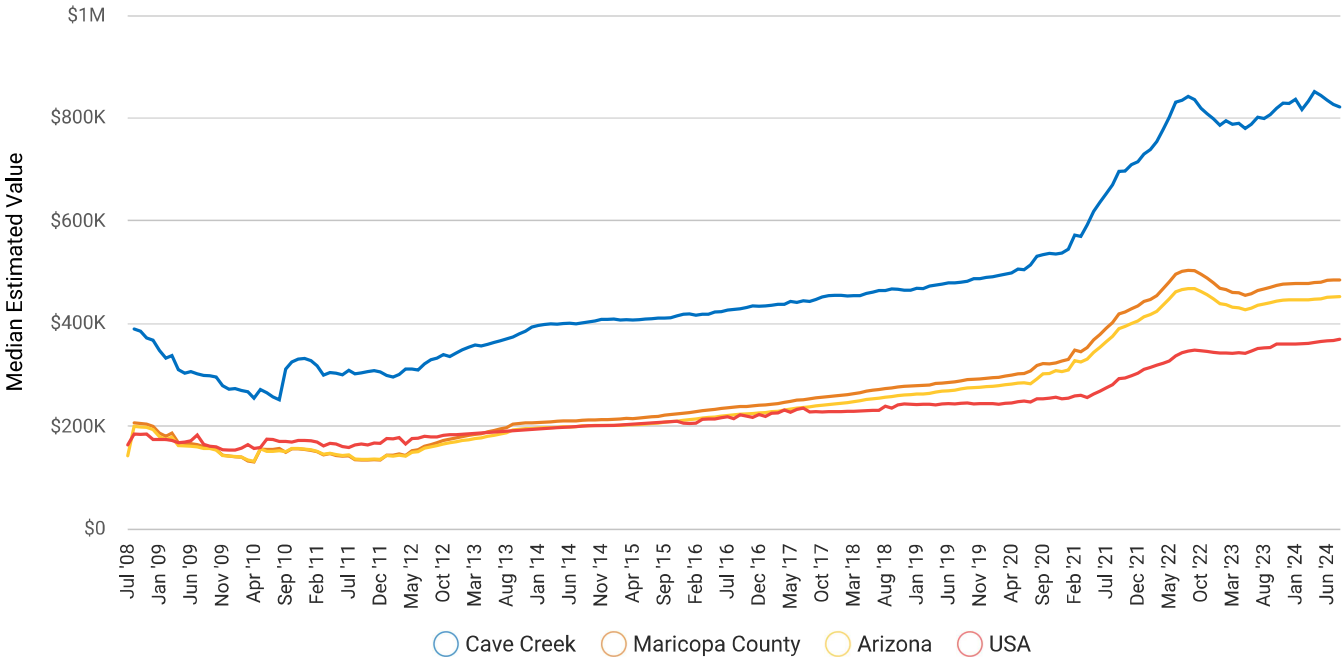
Source: Listings

Median Estimated Property Value

August 2024

Property Type: SF + Condo/TH/Apt

Median Estimated Value	Last Month Change	12 Month Change
\$821,780	-0.6%	+2.8%



Realtors Property Resource®, LLC

Source: Public Records and Listings

## New Listings

August 2024

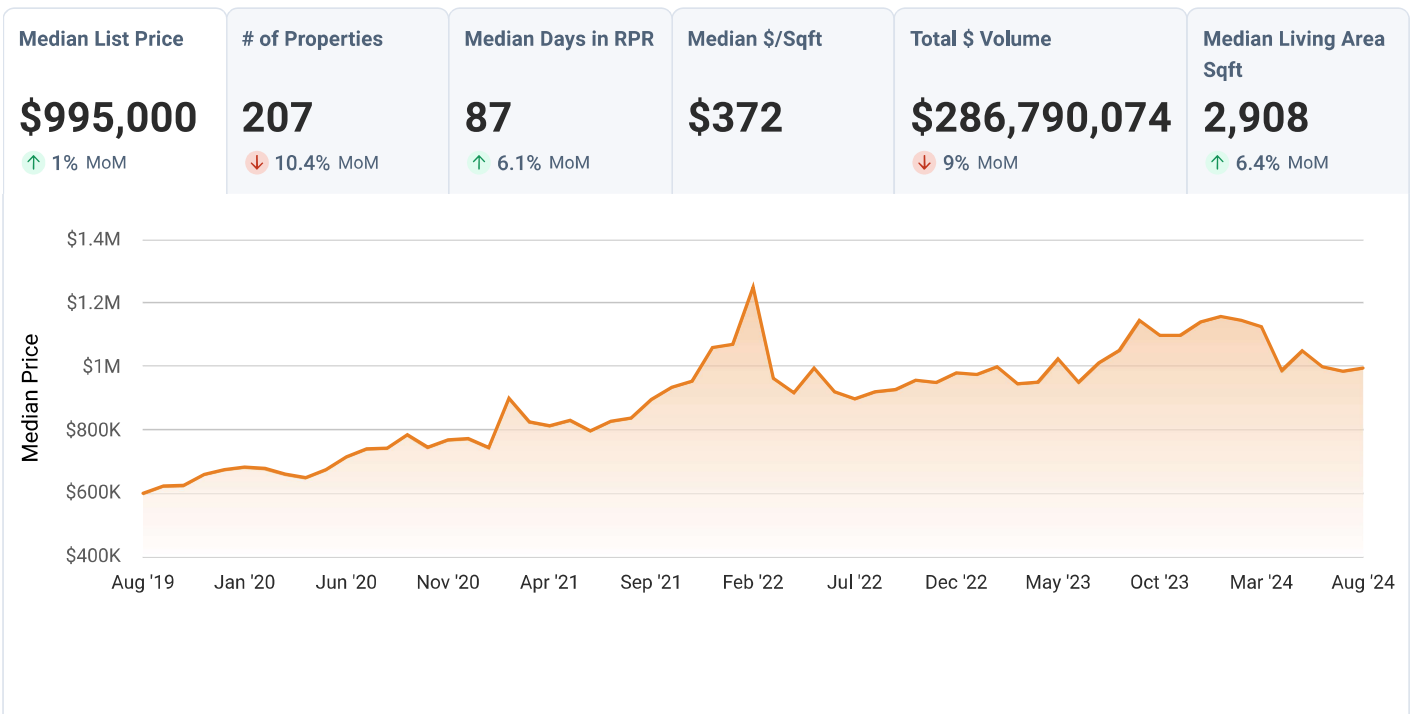
Property Type: SF + Condo/TH/Apt



## Active Listings

August 2024

Property Type: SF + Condo/TH/Apt



# New Pending Listings

August 2024

Property Type: SF + Condo/TH/Apt



Realtors Property Resource®, LLC

Source: Listings

# Pending Listings

August 2024

Property Type: SF + Condo/TH/Apt



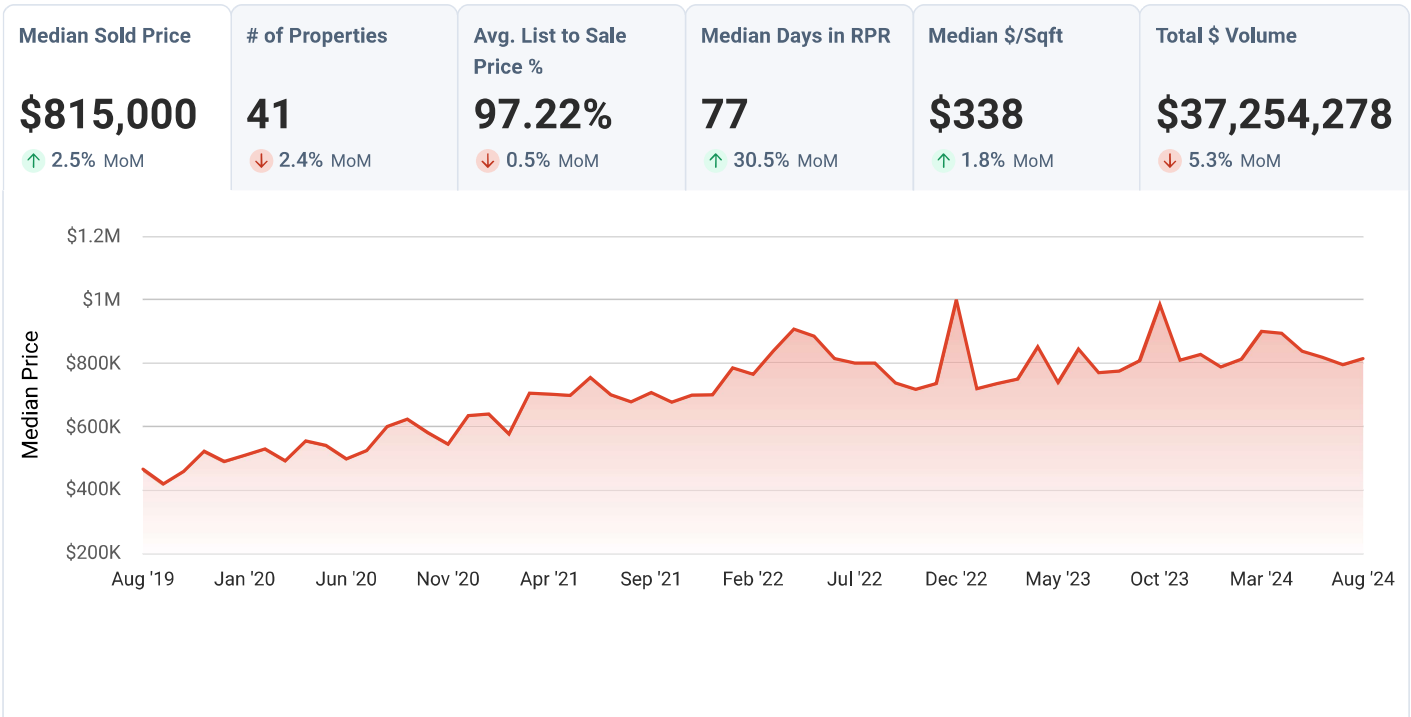
Realtors Property Resource®, LLC

Source: Listings

# Sold Listings

August 2024

Property Type: SF + Condo/TH/Apt



Realtors Property Resource®, LLC

Source: Listings

# Months Supply of Inventory

August 2024

Property Type: SF + Condo/TH/Apt



Realtors Property Resource®, LLC

Source: Listings

# Sold Public Records

August 2024

Property Type: SF + Condo/TH/Apt

