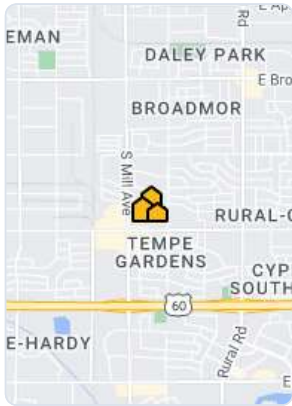


Market Trends

Property Type: Condo/Townhouse/Apt.

July 2024

Market Type



Key Details

Months of Inventory	List to Sold Price %	Median Days in RPR	Median Sold Price
3.55	98.2%	40	\$359,000
↓ 8.51% MoM	↓ 0.39% MoM	↑ 29.03% MoM	↑ 8.79% MoM

Realtors Property Resource®, LLC

Source: Listings

Median Estimated Property Value

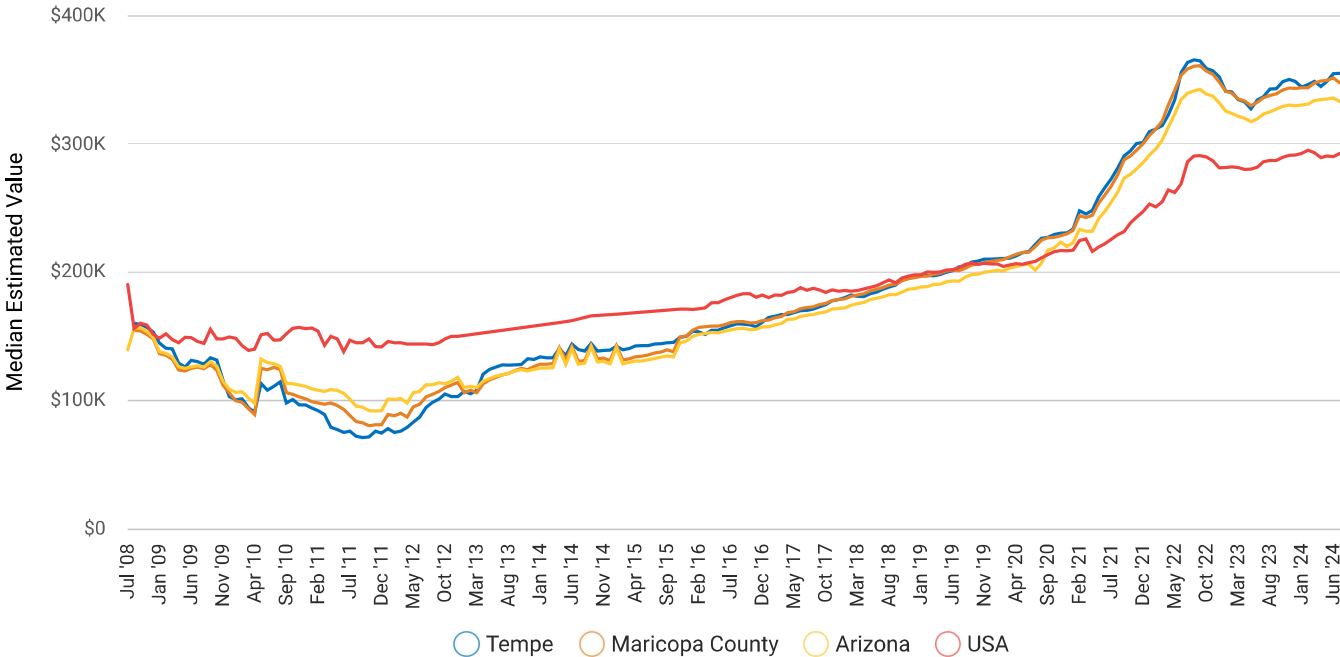
July 2024

Property Type: Condo/Townhouse/Apt.

Median Estimated Value
\$354,800

Last Month Change
+0.1%

12 Month Change
+5.4%



Realtors Property Resource®, LLC

Source: Public Records and Listings

New Listings

July 2024

Property Type: Condo/Townhouse/Apt.



Realtors Property Resource®, LLC

Source: Listings

Active Listings

July 2024

Property Type: Condo/Townhouse/Apt.



Realtors Property Resource®, LLC

Source: Listings

New Pending Listings

July 2024

Property Type: Condo/Townhouse/Apt.



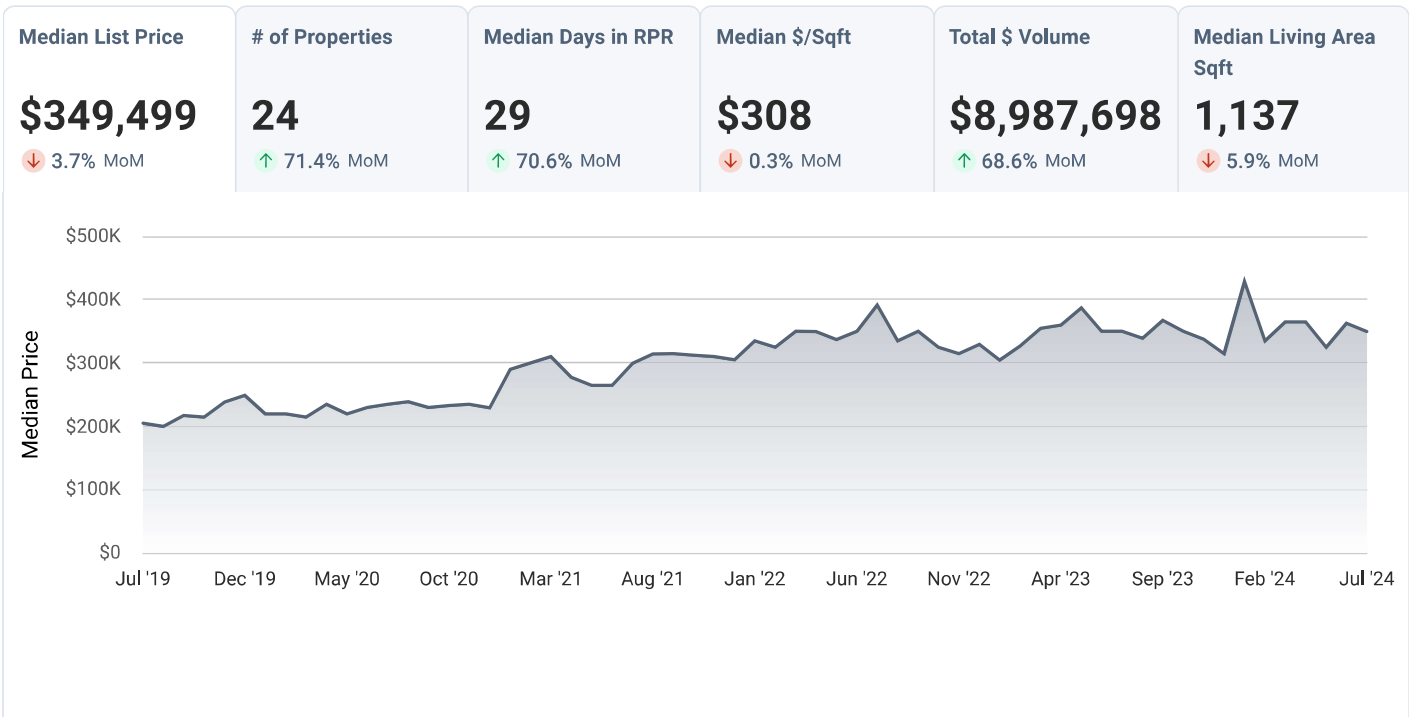
Realtors Property Resource®, LLC

Source: Listings

Pending Listings

July 2024

Property Type: Condo/Townhouse/Apt.



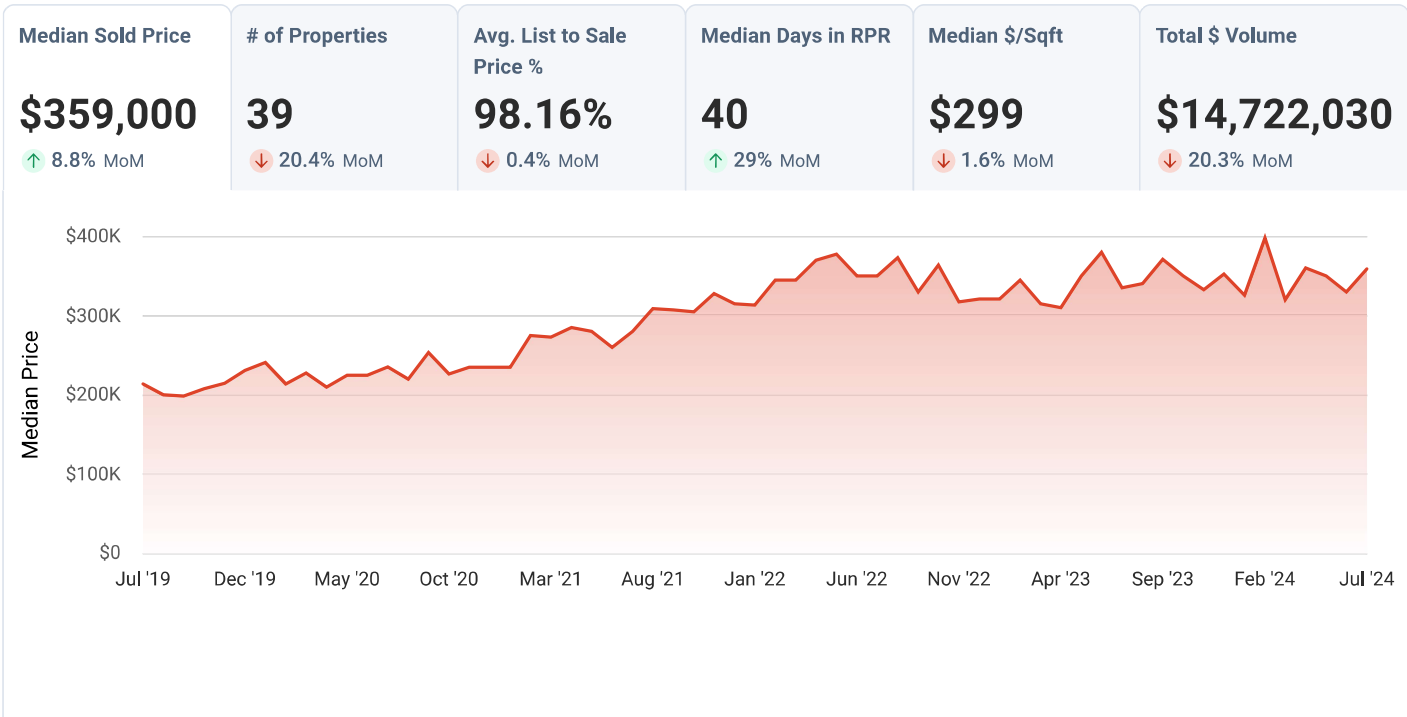
Realtors Property Resource®, LLC

Source: Listings

Sold Listings

July 2024

Property Type: Condo/Townhouse/Apt.



Realtors Property Resource®, LLC

Source: Listings

Months Supply of Inventory

July 2024

Property Type: Condo/Townhouse/Apt.



Realtors Property Resource®, LLC

Source: Listings

Sold Public Records

July 2024

Property Type: Condo/Townhouse/Apt.

